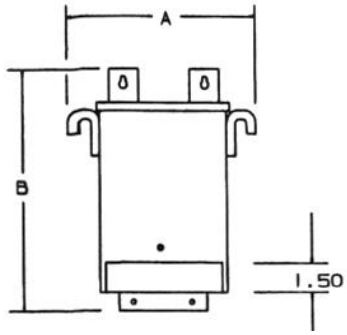

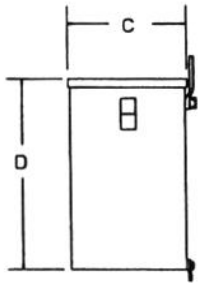

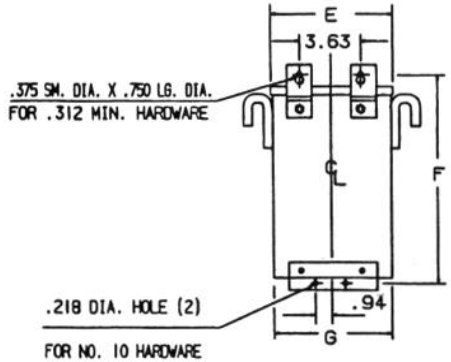

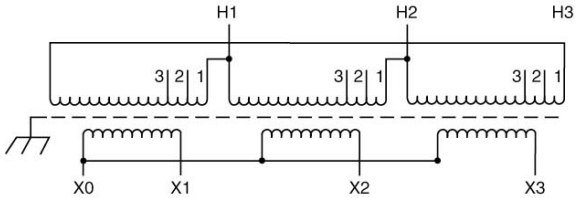

Primary Volts	Connect Primary Lines To	Inter-Connect	Connect Secondary Lines To
600	H1, H2, H3	1	
570	H1, H2, H3	2	
540	H1, H2, H3	3	
Secondary Volts			
208			X1, X2, X3
120 1 phase			X1 to X0 X2 to X0 X3 to X0

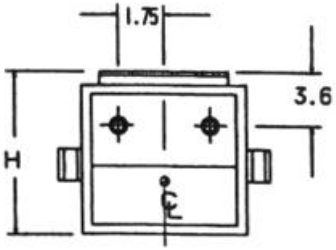

BOTTOM

NOTES:

1. KNOCKOUTS:
   1.69 DIA. FOR 1.25 CONDUIT
   1.13 DIA. FOR .75 CONDUIT

KVA	CATALOG NUMBER	VOLTAGE		WIRING DIAGRAM	WEIGHT	PHASE	FREQ.
		HIGH	LOW				
6.0	**T-2A-79331-1S**	600Δ	208Y/120		140 Lbs	3ϕ	60 Hz

	A	B	C	D	E	F	G	H
	14.17	12.55	8.47	9.98	11.67	11.83	11.55	8.82

Insulation:	180°C	Encapsulated Design	Temp Rise:	115°C

Revisions

ACME ELECTRIC

Type No.

DATE: Jan 20, 2010

					A	PRINTS TO	CONTROL 7