


JN5-CM-USB instruction manual

1. Model number and specification

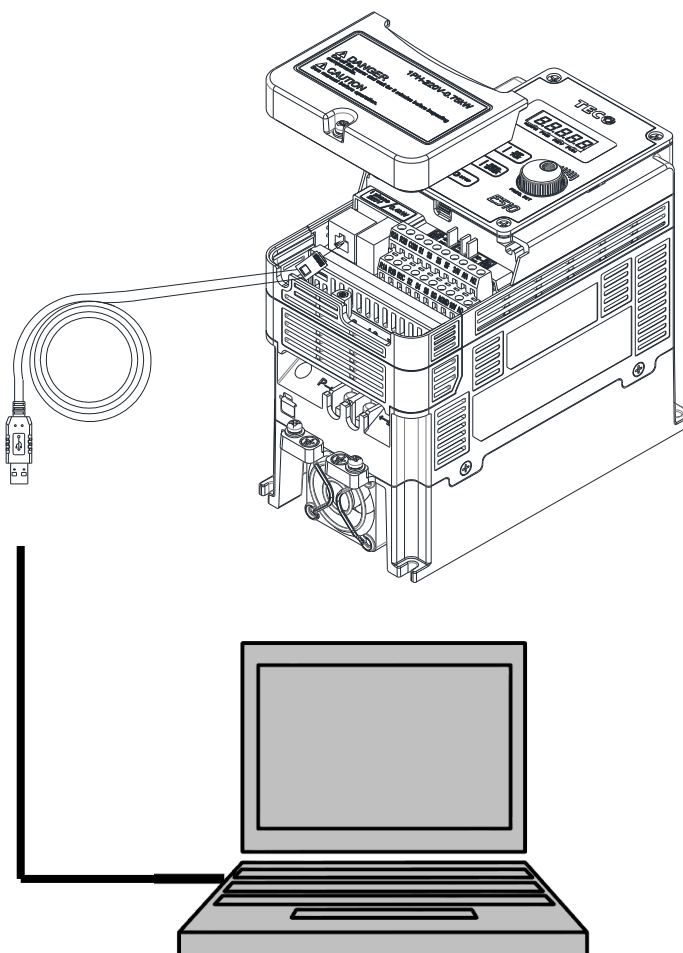
1.1 Model number and function instruction

JN5-CM-USB can transform the communication format from USB to RS485. Inverter can communicate with PC or other devices via USB communication port.

1.2 Dimensions of JN5-CM-USB

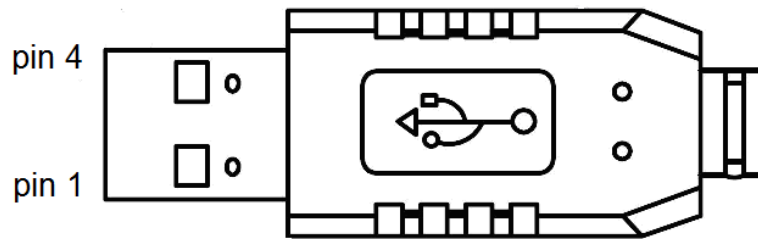


1.3 Connection between inverter and computer.



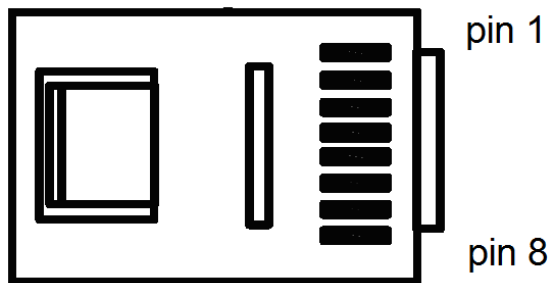
2. Communication port and pin define instruction

2.1 USB communication port pin define of pc side.



Inverter can communicate with PC or other devices via USB communication port

RS485 communication port pin define of inverter side.



2.2 RS485 communication port instruction and pin define.

Pin No.	Pin 1	Pin 2	Pin 3	Pin 4	Pin 5	Pin 6	Pin 7	Pin 8
Define	A	B	NC	NC	NC	NC	VCC	GND

Note:

1. A/B phase signal (Pin1&Pin2) is differential mode data signal of RS485.
2. VCC&GND is the +5Vdc power supply provided by inverter internal power source.

3. Notice

- 3-1. Please turn off the power before you connect the cable..
- 3-2. Once inverter power off during communication. PC software will show "communication error".
- 3-3. If there is something wrong during communication, please check the wiring connection and restart the pc software.